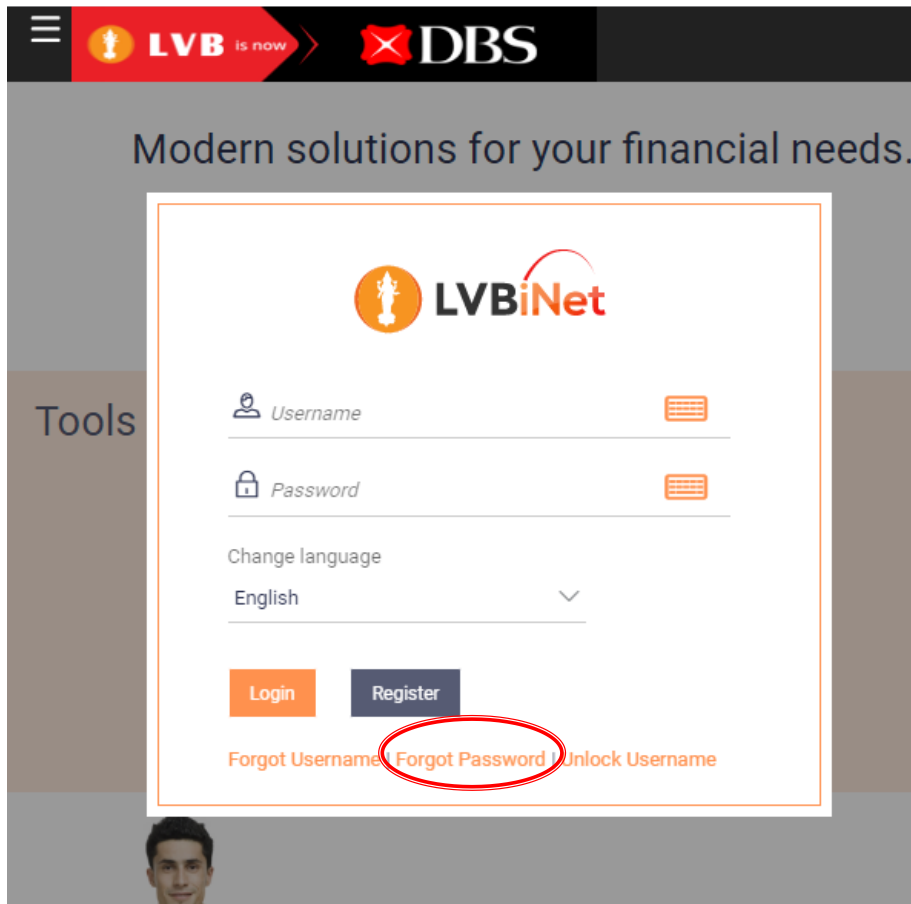
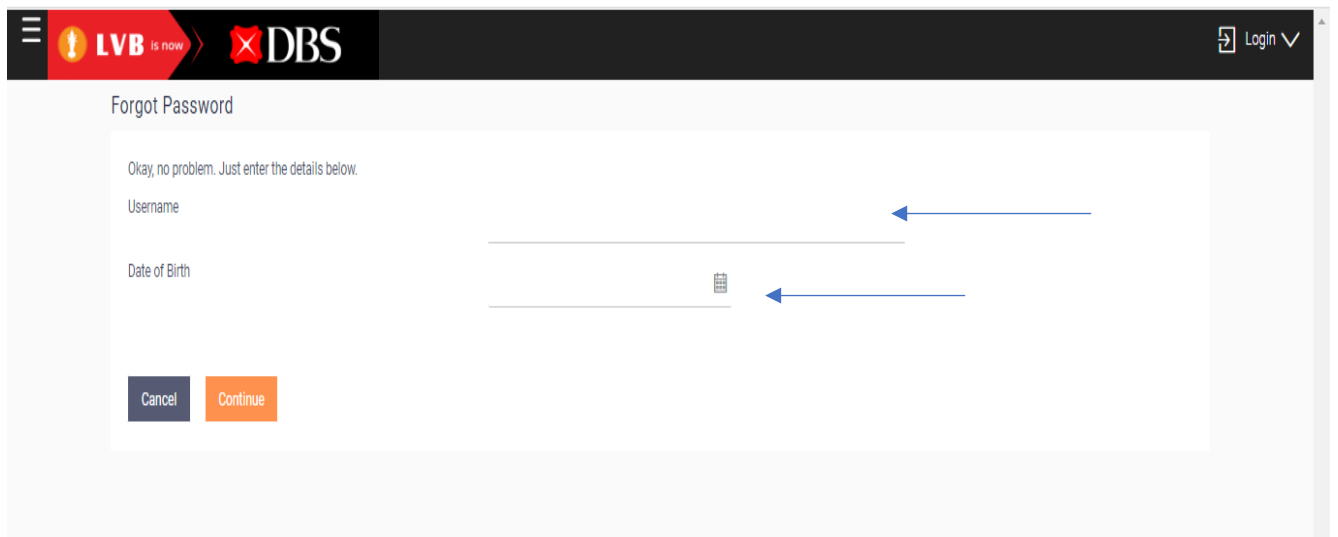


Reset Login Password

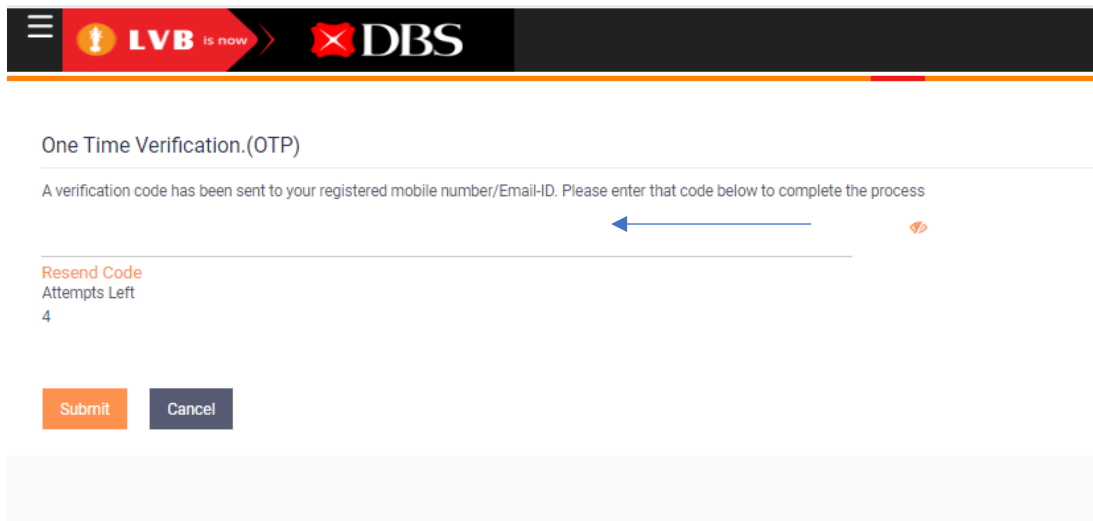
1. Click the Forgot Password option



2. Provide the Username as customer id and select or enter the Date of Birth. Click Continue button.

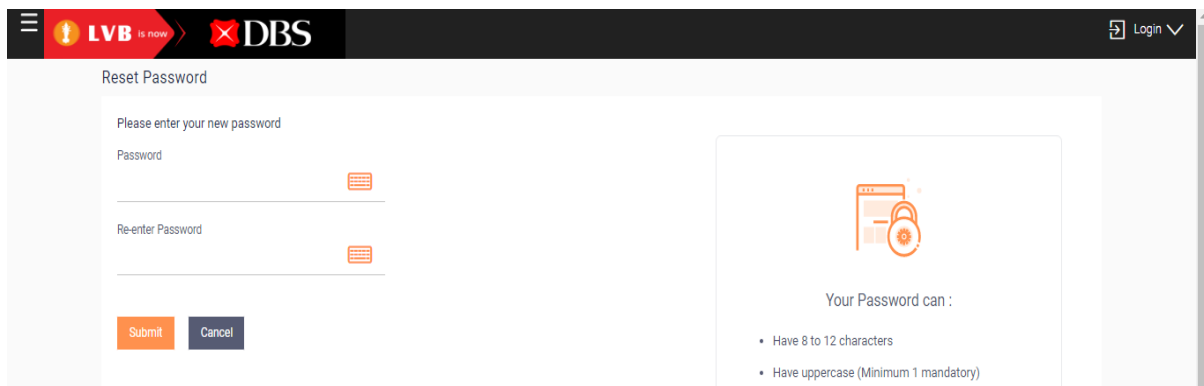


3. Enter the One Time Verification code (OTP). Click Submit



The screenshot shows the top navigation bar with the LVB logo and the DBS logo. Below the navigation bar, the page title is "One Time Verification.(OTP)". A message states: "A verification code has been sent to your registered mobile number/Email-ID. Please enter that code below to complete the process". There is a blue arrow pointing left and a red eye icon. Below the message, there is a "Resend Code" link and "Attempts Left" with the number "4". At the bottom, there are two buttons: "Submit" (orange) and "Cancel" (dark blue).

4. Enter New password in the below screen. Click **Submit** button. Password will get reset successfully.



The screenshot shows the top navigation bar with the LVB logo and the DBS logo. In the top right corner, there is a "Login" link with a dropdown arrow. The page title is "Reset Password". Below the title, there is a message: "Please enter your new password". There are two password input fields: "Password" and "Re-enter Password", each with a red eye icon. Below the input fields, there are two buttons: "Submit" (orange) and "Cancel" (dark blue). To the right of the input fields, there is a box with a lock icon and the text "Your Password can :". Below this text, there are two bullet points: "• Have 8 to 12 characters" and "• Have uppercase (Minimum 1 mandatory)".

-----end of document-----